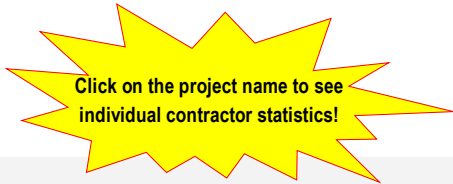


Check out our current projects!

Archives

Local Worker Participation Cumulative through March 2019

Local Hire % (Headcount)	Project Name	Contractor	Project Value	Local Hours %	Total Workers	Reported Community Sponsorships	HireLAX Placements
38.2%	LAMP Automated People Mover	LINXS	\$3,100,000,000	41.8%	285	4	2
32.9%	Southwest Airlines 1.5	Hensel Phelps	\$493,000,000	31.2%	848	1	1
32.4%	American Airlines T4/5	Hensel Phelps	\$96,000,000	30.4%	355	2	2
31.4%	Van Nuys Taxiway B	Griffith Company	\$20,993,319	41.0%	102	0	0
30.6%	Midfield Satellite Concourse North (MSC North)	Turner-PCL	\$1,427,700,000	35.3%	5,685	74	27
29.2%	Delta Sky Way Program	S&P/STV JV	\$300,000,000	31.6%	1,729	0	0
28.8%	LAMP Utilities & Enabling (LULEP)	Myers-Griffith	\$309,530,000	35.8%	1,915	5	3
28.8%	North Central Outfall Sewer	Steve Bubalo	\$10,700,000	30.1%	118	0	0
26.6%	Delta Hangar	Skanska	\$50,000,000	21.2%	723	3	1
25.0%	Intermodal Transportation Facility West	Swinerton	\$208,740,346	11.6%	4	0	0
23.4%	Terminal Cores & APM Interface	Austin Commercial	\$336,531,000	22.7%	214	0	0
17.6%	Airport Police Facility	Hensel Phelps	\$165,000,000	18.2%	17	0	0





Overall LAWA Stats: **30.1%** 11,995 89 36

Community Sponsorship Highlights March 2019 - New Candidate Sponsorships!



Robert Avery
Midfield Satellite Concourse North


Anthony Akor
American Airlines T4/5





Jacqueline Cardena
American Airlines T4/5





Oscar Edwards
Landside Utilities and LAMP Enabling Program





Jesus Hernandez
Midfield Satellite Concourse North





Juan Venegas
Midfield Satellite Concourse North

