


## American Airlines T4-5

Data Received Through: October 31, 2021 - Data Source: Contractor's LCP Tracker Report


Prime Contractor: Hensel Phelps Construction Co.

Subcontractor Name	Reported Community Sponsorships	 HIRE LAX Graduates	Total Impact Workers	Total Impact and Local Workers	Total Workers	Local Hire % (Headcount)
LA Excavating	0	0	N/A	1	1	100.0%
24 Hour Sweeping	0	0	N/A	2	2	100.0%
Bielski Specialty Services	0	0	N/A	2	2	100.0%
Mac5 Construction, LLC (Sub to Pan-Pacific Mechanical)	0	0	N/A	3	4	75.0%
TEC Management Consultants, Inc.	0	0	N/A	8	11	72.7%
Final Cleaning Solutions	0	0	N/A	26	37	70.3%
PHL, Inc dba VNSM	0	0	N/A	3	5	60.0%
MSL Electric, Inc	0	0	N/A	4	7	57.1%
S E Pipe Line Construction CO	0	0	N/A	4	7	57.1%
Rebar Engineering	0	0	N/A	9	16	56.3%
Direct AV	0	0	N/A	7	13	53.8%
Koppl Pipeline Services Inc	0	0	N/A	1	2	50.0%
PG Cutting Services	0	0	N/A	1	2	50.0%
G.D. Heil, Inc	0	0	N/A	2	4	50.0%
Comet Electric	0	0	N/A	5	10	50.0%
Power Plus	0	0	N/A	5	10	50.0%
Mega Fixture Installers, Inc.	0	0	N/A	15	32	46.9%
Concrete Coring Company	0	0	N/A	7	15	46.7%
Safe Scaffolding	0	0	N/A	7	15	46.7%
West Coast Firestopping, Inc.	0	0	N/A	5	11	45.5%
Top End Constructors DBA Top End Terrazo	0	0	N/A	10	22	45.5%
Cosco Fire Protection	0	0	N/A	14	31	45.2%
KDC Inc DBA Dyna Electric	0	0	N/A	9	20	45.0%
The Rosalie Ellen Co DBA Subsurface Imaging	0	0	N/A	3	7	42.9%

## American Airlines T4-5

Data Received Through: October 31, 2021 - Data Source: Contractor's LCP Tracker Report


Prime Contractor: Hensel Phelps Construction Co.

Subcontractor Name	Reported Community Sponsorships	 HIRE LAX Graduates	Total Impact Workers	Total Impact and Local Workers	Total Workers	Local Hire % (Headcount)
Birdi & Associates Inc	0	0	N/A	6	14	42.9%
So-Cal Insulation	0	0	N/A	2	5	40.0%
ISEC, Inc.	0	0	N/A	26	65	40.0%
Morrow-Meadows Corporation	0	0	N/A	43	109	39.4%
CSI Electrical Contractors, Inc.	0	0	N/A	6	16	37.5%
Johnson & Turner Painting Co, Inc.	0	0	N/A	7	19	36.8%
Masonry Concepts, Inc.	0	0	N/A	4	11	36.4%
Building Electronic Controls, Inc.	0	0	N/A	6	17	35.3%
Preferred Ceilings	0	0	N/A	6	17	35.3%
Cupertino Electric, Inc.	0	0	N/A	23	66	34.8%
Environmental Construction Group (ECG)	0	0	N/A	34	101	33.7%
Karcher Firestopping, Inc	0	0	N/A	1	3	33.3%
Troyer Contracting Company, Inc.	NEW	0	0	N/A	3	33.3%
Paulhus Milwork Installation	0	0	N/A	2	6	33.3%
Pan Pacific Mechanical LLC	0	0	N/A	14	42	33.3%
Condon Jonson & Associates	0	0	N/A	19	57	33.3%
Matrix Environmental	0	0	N/A	24	72	33.3%
Performance Contracting, Inc.	0	0	N/A	57	175	32.6%
Hensel Phelps Construction-AA	0	0	N/A	36	114	31.6%
DSM Construction Inc.	0	0	N/A	4	13	30.8%
SASCO	0	0	N/A	19	63	30.2%
Best Contracting Services	0	0	N/A	8	27	29.6%
Standard Drywall, Inc	1	1	N/A	13	44	29.5%
Architectural Glass & Aluminum	0	0	N/A	5	17	29.4%
Southern California Grading, Inc.	0	0	N/A	7	24	29.2%

## American Airlines T4-5

Data Received Through: October 31, 2021 - Data Source: Contractor's LCP Tracker Report


Prime Contractor: Hensel Phelps Construction Co.

Subcontractor Name	Reported Community Sponsorships	 HIRE LAX Graduates	Total Impact Workers	Total Impact and Local Workers	Total Workers	Local Hire % (Headcount)
Washington Iron Works	0	0	N/A	14	48	29.2%
Infinity Drywall Contracting Inc	2	2	N/A	43	150	28.7%
Ground Penetrating Radar Systems LLC	0	0	N/A	2	7	28.6%
Psomas	0	0	N/A	2	7	28.6%
Zefiro Corporation	NEW	0	N/A	2	7	28.6%
R.J. & J. Construction, Inc.	0	0	N/A	4	14	28.6%
Premier Tile & Marble	0	0	N/A	11	39	28.2%
Badger Daylighting Corp	0	0	N/A	7	25	28.0%
Traffic Management Inc.	0	0	N/A	3	11	27.3%
Murray Company	0	0	N/A	22	85	25.9%
Signature Flooring, Inc.	0	0	N/A	8	31	25.8%
Assa Abloy Entrance Systems US Inc	0	0	N/A	1	4	25.0%
Karcher Insulation, Inc	0	0	N/A	1	4	25.0%
Siemens Industry, Inc.	0	0	N/A	1	4	25.0%
Bigge Crane and Rigging Company	0	0	N/A	2	8	25.0%
Direct AV	0	0	N/A	2	8	25.0%
Xcel Mechanical System, Inc.	0	0	N/A	12	48	25.0%
Sterndahl Enterprises	0	0	N/A	7	29	24.1%
Martinez Steel Corp	0	0	N/A	4	17	23.5%
Coast Building Products	0	0	N/A	4	18	22.2%
Derr and Isbell Construction LLC	0	0	N/A	13	60	21.7%
Southwest Steel of California, Inc	0	0	N/A	7	33	21.2%
Connor Concrete Cutting and Coring	0	0	N/A	5	25	20.0%
Critchfield Mechanical Inc of Southern CA	0	0	N/A	14	70	20.0%
Ethos Energy Field Services LLC	2	2	N/A	10	51	19.6%

## American Airlines T4-5

Data Received Through: October 31, 2021 - Data Source: Contractor's LCP Tracker Report


Prime Contractor: Hensel Phelps Construction Co.

Subcontractor Name		Reported Community Sponsorships	 HIRE LAX Graduates	Total Impact Workers	Total Impact and Local Workers	Total Workers	Local Hire % (Headcount)
Corradini Corp		0	0	N/A	4	21	19.0%
Force Demolition, INC		0	0	N/A	4	21	19.0%
Gonsalves & Santucci Inc DBA Conco Pumping		0	0	N/A	2	11	18.2%
Angelus Waterproofing & Restoration, Inc		0	0	N/A	1	6	16.7%
Harwood Construction, Inc.		0	0	N/A	1	6	16.7%
BrandSafway Services		0	0	N/A	3	18	16.7%
Brymax Construction Services		0	0	N/A	3	19	15.8%
Otis Elevator		0	0	N/A	6	40	15.0%
Cal Com Insulation, Inc		0	0	N/A	1	7	14.3%
Rouch Rebar, Inc.		0	0	N/A	2	14	14.3%
Commercial Scaffolding of CA Inc.		0	0	N/A	1	8	12.5%
Anning Johnson Company		0	0	N/A	3	24	12.5%
PGC Construction Inc		0	0	N/A	1	9	11.1%
Commercial Scaffolding of CA		0	0	N/A	3	33	9.1%
Schindler Elevator Corporation		0	0	N/A	1	12	8.3%
Mr. Crane, Inc		0	0	N/A	3	48	6.3%
Hill Crane Service, Inc.		0	0	N/A	1	22	4.5%
Applied Engineering Concepts	NEW	0	0	N/A	0	1	0.0%
Camblin Steel Service, Inc		0	0	N/A	0	1	0.0%
Centerline Concrete Cutting	NEW	0	0	N/A	0	1	0.0%
Door Systems	NEW	0	0	N/A	0	1	0.0%
Fastrack Rentals Inc.		0	0	N/A	0	1	0.0%
Site Solution Services, Inc.		0	0	N/A	0	1	0.0%
Verne's Plumbing Inc.		0	0	N/A	0	1	0.0%
C Below		0	0	N/A	0	2	0.0%

## American Airlines T4-5

Data Received Through: October 31, 2021 - Data Source: Contractor's LCP Tracker Report

Prime Contractor: Hensel Phelps Construction Co.

Subcontractor Name	Reported Community Sponsorships	 HIRE LAX Graduates	Total Impact Workers	Total Impact and Local Workers	Total Workers	Local Hire % (Headcount)
Halco Service Corp dba Halco Testing Services	0	0	N/A	0	2	0.0%
Keenan Doors	0	0	N/A	0	2	0.0%
The Door Crew Inc	0	0	N/A	0	2	0.0%
Valley Waterproofing, Inc	0	0	N/A	0	2	0.0%
Bragg Crane Service	0	0	N/A	0	3	0.0%
Karcher Interior Systems, Inc	0	0	N/A	0	3	0.0%
Air Balance Co, Inc.	0	0	N/A	0	4	0.0%
GMAT Inc DBA Inland Overhead Door Company	0	0	N/A	0	4	0.0%
Skycon, Inc.	0	0	N/A	0	5	0.0%
Architectural Design & Signs, Inc.	0	0	N/A	0	6	0.0%
Matt Chlor Inc	0	0	N/A	0	6	0.0%
Miller Paneling Specialties	0	0	N/A	0	6	0.0%
JLM Installations Inc.	0	0	N/A	0	8	0.0%
Vertical Access, Inc. (ECG)	0	0	N/A	0	10	0.0%
Onyx Building Group	NEW	0	0	N/A	16	0.0%
	5	5		767	2596	29.5%

**LAX PLA Article III, Section 6 Contractor Hiring Obligations** - . . . to maximize the employment of qualified local persons residing within the area of the Project, with the goal that at least 30% of each contractor's employees hired under this Agreement shall be either residents of the cities immediately adjacent to LAX or of the City of Los Angeles ("local residents"). Contractors shall develop a hiring plan and maintain records of their compliance efforts.